

UL-EU CERTIFICATE

Certificate No. UL-EU-01053-CPR
Page 1/23
Date of Issue 2017-09-28
Revised 2020-02-10

Certificate Holder Polyseam Ltd
St. Andrews Road
Huddersfield, West Yorkshire
HD1 6SB, UK

Manufacturer Polyseam Ltd
St. Andrews Road
Huddersfield, West Yorkshire
HD1 6SB, UK

Certified Product Type Fire Stop – Putty
Product Trade Name Protecta FR Putty
Trademark N/A
Rating/Classification See Appendix

Harmonised Technical Specifications EAD 350454-00-1104, September 2017 / EN 13501-2
Supporting Documentation ETA 18/0397, EC – CERTIFICATE OF CONSTANCY OF PERFORMANCE - 0843 – CPR – 0323 and Classification Report No. 4788417408 / 4789231531
Additional information Additional test evidence is held on file
Expiry date 2027-09-27



A handwritten signature in purple ink, appearing to read 'Chris Miles', enclosed in a light purple oval.

Authorized Certification Decision Maker
Chris Miles

This is to certify that representative samples of the Certified Product listed above have been investigated by Underwriters Laboratories to the Standard(s) indicated on this Certificate, in accordance with the UL Global Services Agreement and the UL-EU Mark Service Terms and Conditions ("Agreement"). The Certificate Holder is entitled to use the UL-EU Mark for the Certified Product listed on the certificate and manufactured at the production site(s) listed, in accordance with the terms of the Agreement. Only those products bearing the UL-EU Mark for Europe should be considered as being covered by UL's UL-EU Mark Service. This Certificate shall remain valid through the Expiration date, unless a Standard identified on this Certificate is amended or withdrawn prior to that date or there is a non-compliance with the Agreement.



Appendix UL-EU CERTIFICATE

Certificate No. UL-EU-01053-CPR
Page 2/23
Date of Issue 2017-09-28

This certificate relates to the use of Protecta FR Putty for fire stopping where insulated or uninsulated metallic pipes, cables and pipes penetrate flexible, masonry or concrete walls and rigid floor constructions, or where cable protrusion of socket boxes penetrate flexible walls. The detailed scope is given in pages 3 to 22 of this Certificate. This shows the thickness and acceptable dimensions, substrates and orientations required to provide fire resistance periods of up to 240 minutes (EI 240).

The product is certificated on the basis of:

- i) ETA 18/0397
- ii) EC – CERTIFICATE OF CONSTANCY OF PERFORMANCE 0843 – CPR – 0323
- iii) Inspection and surveillance of factory production control by UL
- iii) Fire resistance test data in accordance with 1366-3: 2009
- iv) Classification in accordance with EN 13501-2
- v) Durability and Serviceability as defined in EAD 350454-00-1104, September 2017

The durability class of Protecta FR Putty is Z₂ - Intended for uses in internal conditions with humidity lower than 85 % RH excluding temperatures below 0°C, without exposure to rain or UV.



Appendix UL-EU CERTIFICATE

Certificate No. UL-EU-01053-CPR
 Page 3/23
 Date of Issue 2017-09-28

Product-type: Intumescent sheet		Intended use: Penetration Seal
Assessment method	Essential characteristic	Product performance
BWR 2 Safety in case of fire		
EN 13501-1	Reaction to fire	No performance determined
EN 13501-2	Resistance to fire	See pages 4 - 21
BWR 3 Hygiene, health and environment		
EN 1026	Air permeability	See page 22
EAD 350454-00-1104, Annex C	Water permeability	No performance determined
Declaration of manufacturer & EN 16516	Content, emission and/or release of dangerous substances	Use categories: IA1 Declaration of manufacturer
BWR 4 Safety in use		
EOTA TR 001:2003	Mechanical resistance and stability	No performance determined
EOTA TR 001:2003	Resistance to impact/movement	No performance determined
EOTA TR 001:2003	Adhesion	No performance determined
EAD 350454-00-1104, Clause 2.2.9	Durability	Z ₂
BWR 5 Protection against noise		
EN 10140-1,2,4,5/ EN ISO 717-1	Airborne sound insulation	R _w (C;C _{tr})= 67 (-2;-7) dB*
BWR 6 Energy economy and heat retention		
EN 12664, EN 12667, EN 12939, EN ISO 8990, EN ISO 6946, EN ISO 14683, EN ISO 10211, EN ISO 10456	Thermal properties	No performance determined
EN ISO 12572, EN 12086, EN ISO 10456	Water vapour permeability	No performance determined

*Applicable only for Protecta FR Putty Pads in socket boxes



Appendix UL-EU CERTIFICATE

Certificate No. UL-EU-01053-CPR
 Page 4/23
 Date of Issue 2017-09-28

Protecta FR Putty: Double Sided Pipe and Cable Penetration Seals, 4mm Thick in Socket Box, in Walls							
Substrate	Minimum Substrate Thickness (mm)	Aperture (mm)	Socket box	Protecta FR Putty mm	Services	Fire Resistance (mins.)	
						E	EI
Gypsum Drywall wall	100	63 Ø	Single or double Høiax Push Wallbox 15mm *	174 x 64 x 4 mm around pipe / 50 Ø x 25 mm at back of the box	Høiax 25mm PEX pipe in pipe hose	90	90
		135 wide x 75 high	UK standard double socket box, 130mm wide x 70mm high x 47mm deep, each with up to 22mm hole cut to accept the cables	Interior of box fully lined with pad	Cables up to 14 mm diameter	60	60
	120	135 wide x 72 High	UK standard double socket box, maximum 130mm wide x 70mm high x 48mm deep, each with a 25mm wide x 14mm high knock out section centrally located at the bottom back angle of the box to accept the cables	Interior of box fully lined with pad	Cables up to 14 mm diameter	120	120
		135 wide x 72 High	UK standard double socket box, maximum 130mm wide x 70mm high x 48mm deep, each with a 25mm wide x 14mm high knock out section centrally located at the bottom back angle of the box to accept the cables	Interior of box fully lined with pad	2.5 mm twin and earth cables	120	120

*Fixed directly to studs or with steel plate between studs.

Protecta FR Putty: Single Sided Cable Penetration Seals in Socket Box, in Walls							
Substrate	Minimum Substrate Thickness (mm)	Aperture (mm)	Socket box	Protecta FR Putty mm	Services	Fire Resistance (mins.)	
						E	EI
Gypsum Drywall wall	100	73 wide x 91 High x 51 deep	Schneider Electric Ref. IMT 36026 connection box, 72mm wide x 90mm high x 50mm deep	Fitted lining the back of the back box	Cables up to 14 mm diameter	60	45
		92 wide x 112 High	Elko 4189 1223720 connection box, 72mm wide x 90mm high x 58mm deep	Interior of box fully lined with pad	Cables up to 14 mm diameter	90	90
		74 wide x 74 High	ELKO 5421 123740 connection box, 73mm wide x 73mm high x 55mm deep	Interior of box fully lined with pad	Cables up to 14 mm diameter	90	90



Appendix UL-EU CERTIFICATE

Certificate No. UL-EU-01053-CPR
 Page 5/23
 Date of Issue 2017-09-28

Protecta FR Putty: Double Sided** Service Penetration Seals in Walls					
Substrate	Minimum Substrate Thickness (mm)	Services (fitted at any position within the aperture)	Sealant Depth (mm)	Fire Resistance (mins.)	
				E	EI
Drywall/ Masonry/ Concrete	100	Blank seal with a 15 mm deep cord of Protecta FR Putty on both sides of the wall	15	120	120
		Cables up to 21 mm diameter, single or in a bundle up to 50 mm diameter#	15	120	120
		Cables up to 80 mm diameter, single or in a bundle up to 50 mm diameter#	15	60	60
Mild or stainless steel pipes					
Drywall/ Masonry/ Concrete	100	Maximum 22 mm diameter*	15	120	120
		23-30 mm diameter*	15	120	45
ALUPEX pipes					
Drywall/ Masonry/ Concrete	100	16 mm diameter*	15	120	120
		17-20 mm diameter*	15	120	90
Copper or steel pipes					
Drywall/ Masonry/ Concrete	100	6 mm diameter*	15	120	120
		7-12 mm diameter*	15	120	60

All pipe classifications are pipe end configuration C/C (C=Capped, C=Capped) Except Mild or Stainless Steel pipes which are C/U (C=Capped, U=Uncapped).

Maximum annular space 10 mm (a1) and minimum separation between penetration seals 30 mm (a2).

Cable specification from EN 1366-3 standard cable configuration

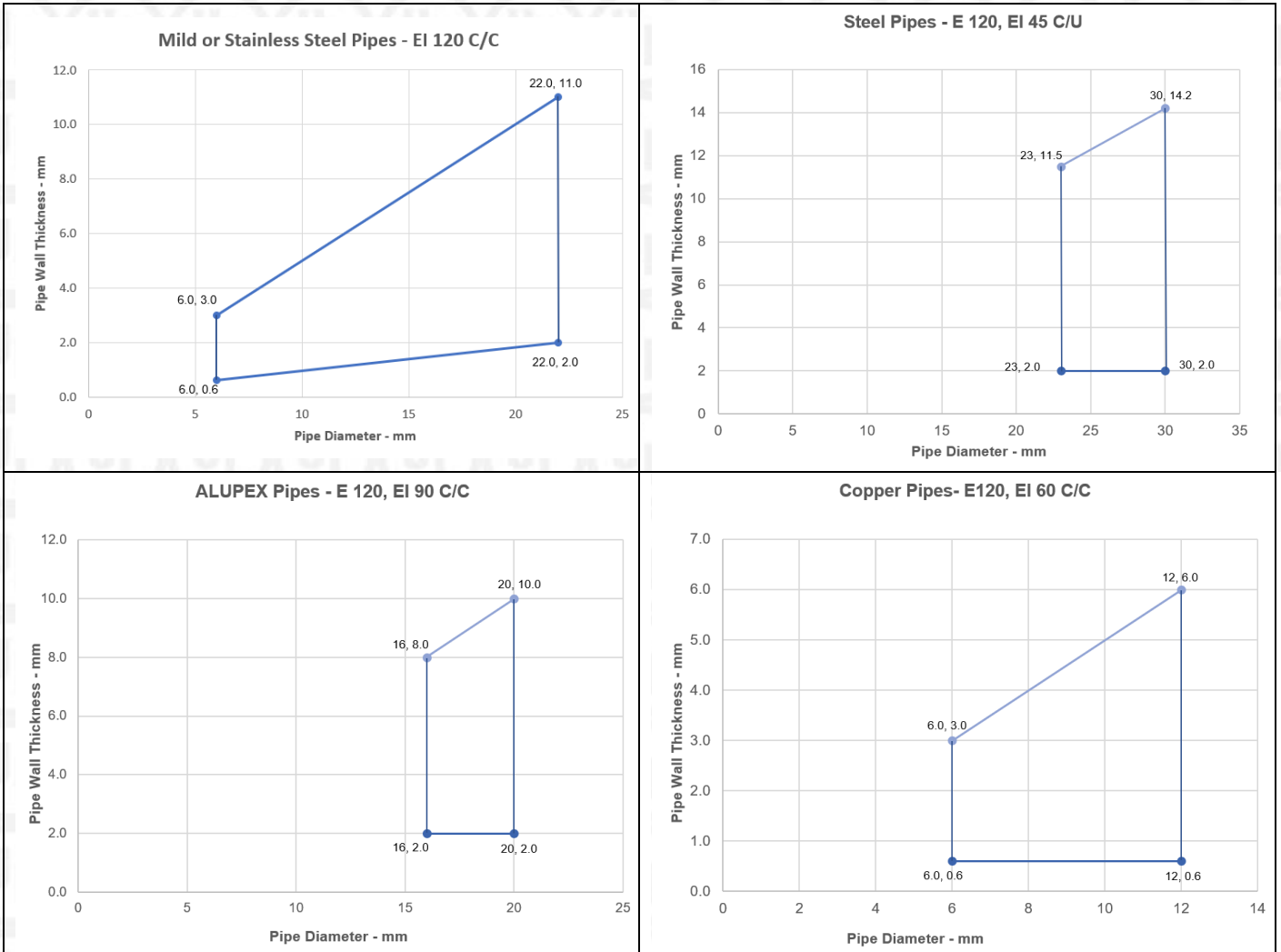
* See below graphs for interpolated pipe sizes.

** Seal applied to both sides of the wall



Appendix UL-EU CERTIFICATE

Certificate No. UL-EU-01053-CPR
Page 6/23
Date of Issue 2017-09-28



Appendix UL-EU CERTIFICATE

Certificate No. UL-EU-01053-CPR
 Page 7/23
 Date of Issue 2017-09-28

Protecta FR Putty: Double Sided** Service Penetration Seals in Walls						
Substrate	Minimum Substrate Thickness (mm)	Services (fitted at any position within the aperture)	Sealant Depth (mm)	Insulation (LI)	Fire Resistance (mins.)	
					E	EI
Mild or stainless steel pipes, with minimum 80 kg/m ³ density mineral wool insulation						
Drywall/ Masonry/ Concrete	100	Maximum 40 mm diameter*	15	Minimum 20 mm thick mineral wool 80 kg/m ³ , 500 mm long butted up to the wall on both faces	120	120
		40-324 mm diameter*	15	Minimum 30 mm thick mineral wool 80 kg/m ³ , 500 mm long butted up to the wall on both faces	120	120
Copper or steel pipe, with minimum 80 kg/m ³ density mineral wool insulation						
Drywall/ Masonry/ Concrete	100	Maximum 54 mm diameter/1.2-14.2 mm wall	15	Minimum 20 mm thick mineral wool 80 kg/m ³ , 500 mm long butted up to the wall on both faces	90	60
ALUPEX pipe with minimum 80 kg/m ³ density mineral wool insulation						
Drywall/ Masonry/ Concrete	100	Maximum 16 mm diameter*	15	Minimum 20 mm thick mineral wool 80 kg/m ³ , 500 mm long butted up to the wall on both faces	90	90
		Maximum 75 mm diameter*	15	Minimum 30 mm thick mineral wool 80 kg/m ³ , 500 mm long butted up to the wall on both faces	90	90

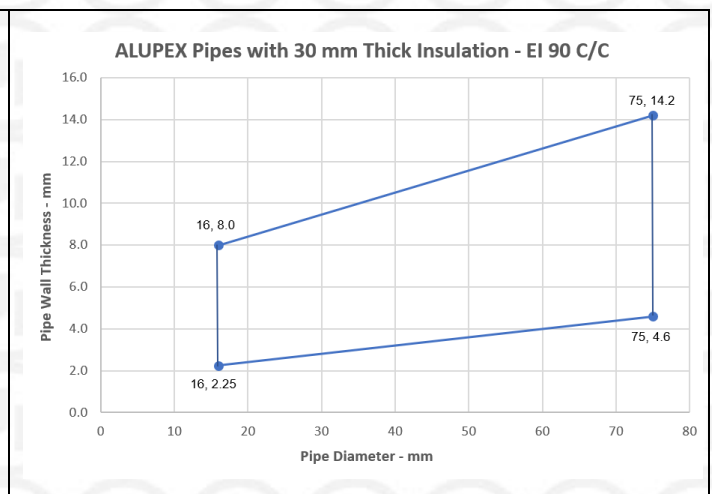
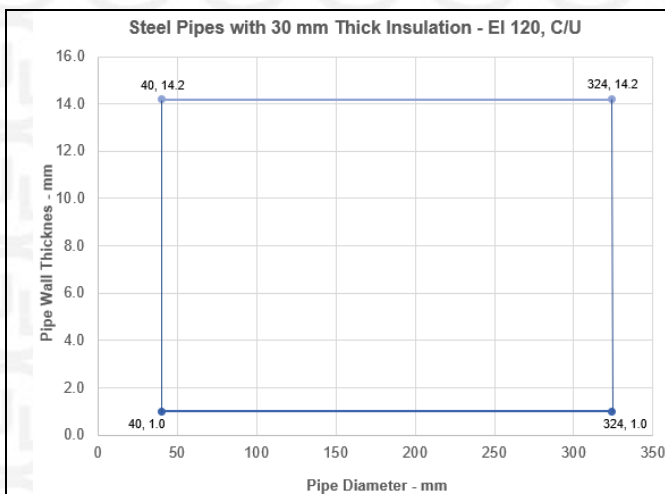
LI = Local Interrupted

All pipe classifications are pipe end configuration C/U (C=Capped, U=Uncapped) Except Copper or ALUPEX pipes which are C/C (C=Capped, C=Capped).

Maximum annular space 10 mm (a1) and minimum separation between penetration seals 30 mm (a2).

* See below graphs for interpolated pipe sizes.

** Seal applied to both sides of the wall



Appendix UL-EU CERTIFICATE

Certificate No. UL-EU-01053-CPR
 Page 8/23
 Date of Issue 2017-09-28

Protecta FR Putty: Double Sided** Service Penetration Seals in Walls						
Substrate	Minimum Substrate Thickness (mm)	Services (fitted at any position within the aperture)	Sealant Depth (mm)	Insulation (CS)	Fire Resistance (mins.)	
					E	EI
Mild or stainless steel pipes, with minimum 80 kg/m ³ density mineral wool insulation						
Drywall/ Masonry/ Concrete	100	Maximum 40 mm diameter*	15	Minimum 20 mm thick mineral wool 80 kg/m ³	120	120
		40-324 mm diameter*	15	30-80 mm thick mineral wool 80 kg/m ³	90	60
Copper or steel pipe, with minimum 80 kg/m ³ density mineral wool insulation						
Drywall/ Masonry/ Concrete	100	Maximum 12 mm diameter/0.7-6.0 mm wall	15	Minimum 20 mm thick mineral wool 80 kg/m ³	90	60
		Maximum 54 mm diameter/1.2-14.2 mm wall	15	30-80 mm thick mineral wool 80 kg/m ³	90	60
ALUPEX pipe with minimum 80 kg/m ³ density mineral wool insulation						
Drywall/ Masonry/ Concrete	100	Maximum 16 mm diameter*	15	Minimum 20 mm thick mineral wool 80 kg/m ³	90	90
		Maximum 75 mm diameter*	15	Minimum 30 mm thick mineral wool 80 kg/m ³	90	90

CS = Continuous Sustained

All pipe classifications are pipe end configuration C/U (C=Capped, U=Uncapped) Except Copper or Steel and ALUPEX pipes which are C/C (C=Capped, C=Capped).

Maximum annular space 10 mm (a1) and minimum separation between penetration seals 30 mm (a2).

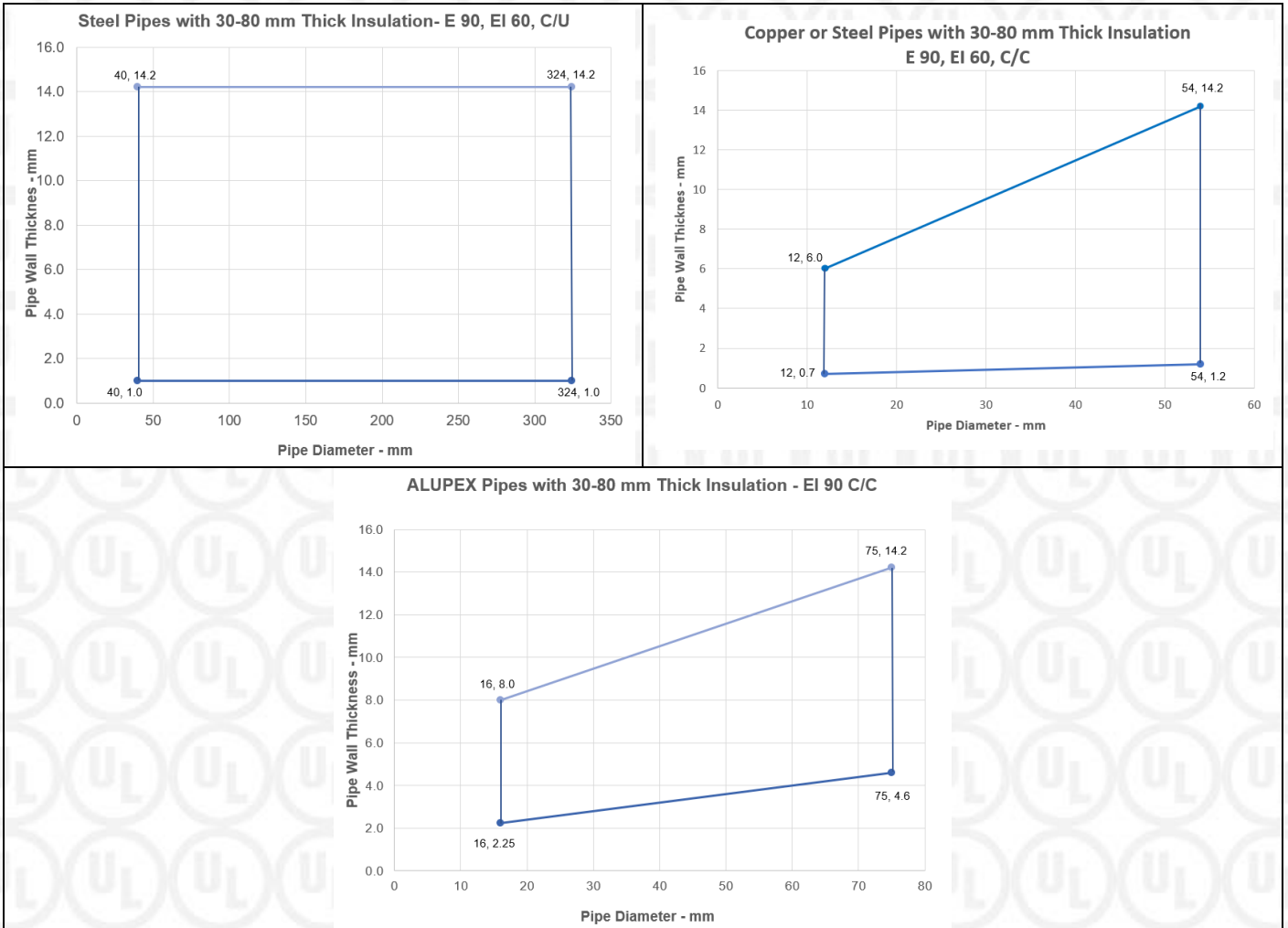
* See below graphs for interpolated pipe sizes.

** Seal applied to both sides of the wall



Appendix UL-EU CERTIFICATE

Certificate No. UL-EU-01053-CPR
Page 9/23
Date of Issue 2017-09-28



Appendix UL-EU CERTIFICATE

Certificate No. UL-EU-01053-CPR
 Page 10/23
 Date of Issue 2017-09-28

Protecta FR Putty: Double Sided** Service Penetration Seals in Walls						
Substrate	Minimum Substrate Thickness (mm)	Services (fitted at any position within the aperture)	Sealant Depth (mm)	Insulation	Fire Resistance (mins.)	
					E	EI
Mild or stainless steel pipes						
Drywall/ Masonry/ Concrete	120	Maximum 324 mm diameter/6.35-14.2 mm wall	15	None	90	20
Copper or steel pipe, with minimum 80 kg/m ³ density mineral wool insulation						
Drywall/ Masonry/ Concrete	120	Maximum 75 mm diameter/4.6-14.2 mm wall	15	None	90	90
ALUPEX pipe with minimum 80 kg/m ³ density mineral wool insulation						
Drywall/ Masonry/ Concrete	120	Maximum 54 mm diameter/1.2-14.2 mm wall	15	None	90	15

All pipe classifications are pipe end configuration C/U (C=Capped, U=Uncapped) Except Copper or Steel and ALUPEX pipes which are C/C (C=Capped, C=Capped).

Maximum annular space 10 mm (a1) and minimum separation between penetration seals 30 mm (a2).

** Seal applied to both sides of the wall



Appendix UL-EU CERTIFICATE

Certificate No. UL-EU-01053-CPR
 Page 11/23
 Date of Issue 2017-09-28

Protecta FR Putty: Double Sided** Service Penetration Seals in Walls						
Substrate	Minimum Substrate Thickness (mm)	Services (fitted at any position within the aperture)	Sealant Depth (mm)	Insulation (CS)	Fire Resistance (mins.)	
					E	EI
Mild or stainless steel pipes, with minimum 80 kg/m ³ density mineral wool insulation						
Masonry/Concrete	150	Maximum 40 mm diameter*	15	Minimum 20 mm thick mineral wool 80 kg/m ³	120	120
		Maximum 324 mm diameter*	15	30-80 mm thick mineral wool 80 kg/m ³	240	180
Copper or steel pipe, with minimum 80 kg/m ³ density mineral wool insulation						
Masonry/Concrete	150	Maximum 54 mm diameter/1.2-14.2 mm wall	15	Minimum 20 mm thick mineral wool 80 kg/m ³	240	120
ALUPEX pipe with minimum 80 kg/m ³ density mineral wool insulation						
Masonry/Concrete	150	Maximum 16 mm diameter*	15	Minimum 20 mm thick mineral wool 80 kg/m ³	240	240
		Maximum 75 mm diameter*	15	Minimum 30 mm thick mineral wool 80 kg/m ³	240	240

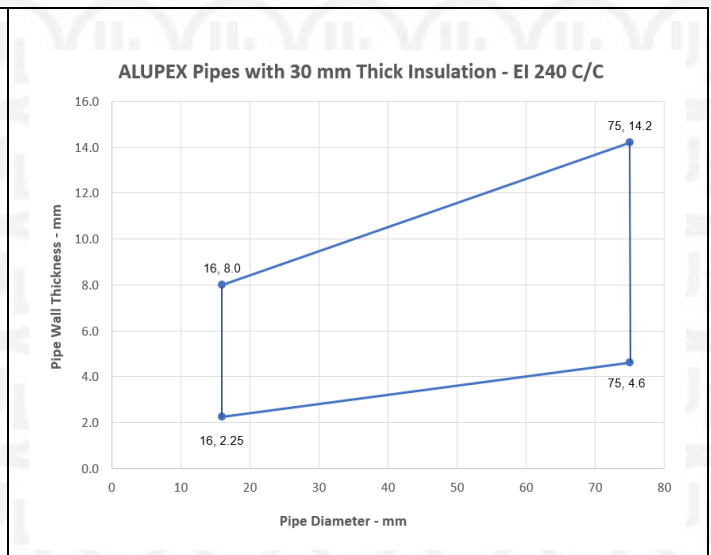
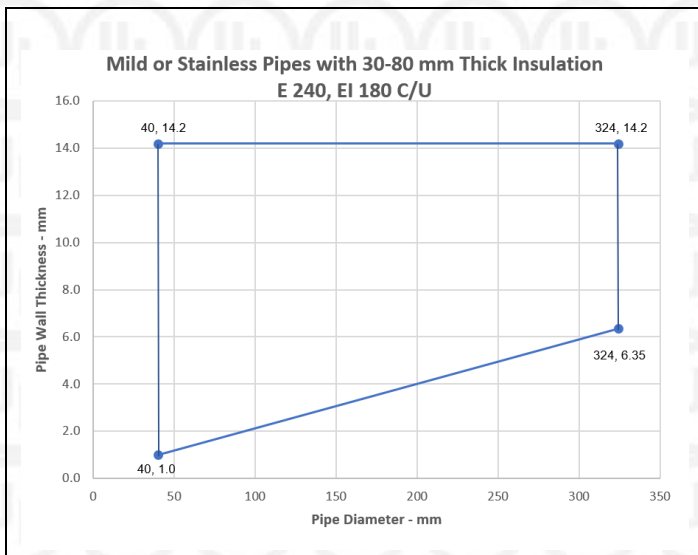
CS = Continuous Sustained

All pipe classifications are pipe end configuration C/U (C=Capped, U=Uncapped) Except Copper or Steel and ALUPEX pipes which are C/C (C=Capped, C=Capped).

Maximum annular space 10 mm (a1) and minimum separation between penetration seals 30 mm (a2).

* See below graphs for interpolated pipe sizes.

** Seal applied to both sides of the wall



Appendix UL-EU CERTIFICATE

Certificate No. UL-EU-01053-CPR
 Page 12/23
 Date of Issue 2017-09-28

Protecta FR Putty: Single Sided** Service Penetration Seals in Floors					
Substrate	Minimum Substrate Thickness (mm)	Services (fitted at any position within the aperture)	Sealant Depth (mm)	Fire Resistance (mins.)	
				E	EI
Concrete	150	None (blank)	15	120	30
		Cables up to 21 mm diameter in tied bundles up to 50 mm diameter*	15	120	60
		Cables up to 21 mm diameter*	15	120	120
		Cables 22-50 mm diameter*	15	120	90
		Cables 51-80 mm diameter*	15	120	60
		Single 'A1' type cable*	15	240	240
		Single 'C3' type cable*	15	240	240
		Single 'E' type cable*	15	120	120
		Single 'D1' type cable*	15	120	120
		Single 'D2' type cable*	15	120	120
		Single 'D3' type cable*	15	240	60

Maximum annular space 10 mm (a1) and minimum separation between penetration seals 30 mm (a2).

* Cable specification from EN 1366-3 standard cable configuration

** Seal applied to top side of floor, except for blank seals where seal is applied flush with bottom face of floor.



Appendix UL-EU CERTIFICATE

Certificate No. UL-EU-01053-CPR
 Page 13/23
 Date of Issue 2017-09-28

Protecta FR Putty: Single Sided** Service Penetration Seals in Floors					
Substrate	Minimum Substrate Thickness (mm)	Services (fitted at any position within the aperture)	Sealant Depth (mm)	Fire Resistance (mins.)	
				E	EI
Concrete	150	None (blank)	15	120	120
		Cables up to 21 mm diameter in tied bundles up to 75mm diameter#	15	60	45
		Cables up to 21 mm diameter#	15	120	60
		Cables 22-80 mm diameter#	15	90	45
Mild or stainless steel pipes					
Concrete	150	4 mm diameter*	15	120	120
		5-30 mm diameter*	15	120	45
Copper or steel pipes					
Concrete	150	6 mm diameter*	15	120	90
		7-12 mm diameter*	15	120	30

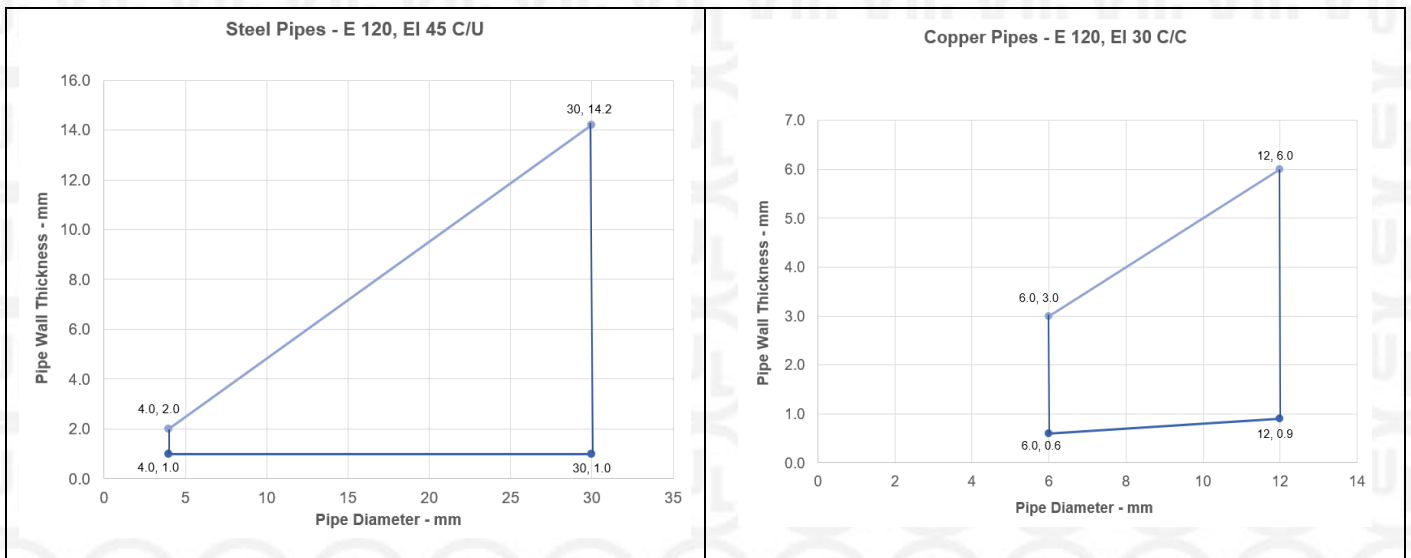
Maximum annular space 10 mm (a1) and minimum separation between penetration seals 30 mm (a2).

Cable specification from EN 1366-3 standard cable configuration

* See below graphs for interpolated pipe sizes.

** Seal applied to bottom side of floor, except for blank seals where seal is applied flush with both faces of floor.

All pipe classifications are pipe end configuration C/C (C=Capped, U=Uncapped) Except Mild or Stainless Steel pipes which are C/U (C=Capped, U=Uncapped).



Appendix UL-EU CERTIFICATE

Certificate No. UL-EU-01053-CPR
 Page 14/23
 Date of Issue 2017-09-28

Protecta FR Putty: Single Sided* Service Penetration Seals in Floors					
Substrate	Minimum Substrate Thickness (mm)	Services (fitted at any position within the aperture)	Sealant Depth (mm)	Fire Resistance (mins.)	
				E	EI
Mild or stainless steel pipes					
Concrete	150	Maximum 22 mm diameter/1.2-11.0 mm wall#	15	120	120
		Maximum 324 mm diameter/6.35-14.2 mm wall#	15	240	15
Copper or steel pipes					
Concrete	150	6 mm diameter#	15	120	120
		7-10 mm diameter#	15	120	90
		Maximum 54 mm diameter/1.2-14.2 mm wall	15	120	120
ALUPEX pipes					
Concrete	150	16-20 mm diameter#	15	120	120
		Maximum 75 mm diameter/4.6-14.2 mm wall	15	45	30

Maximum annular space 10 mm (a1) and minimum separation between penetration seals 30 mm (a2).

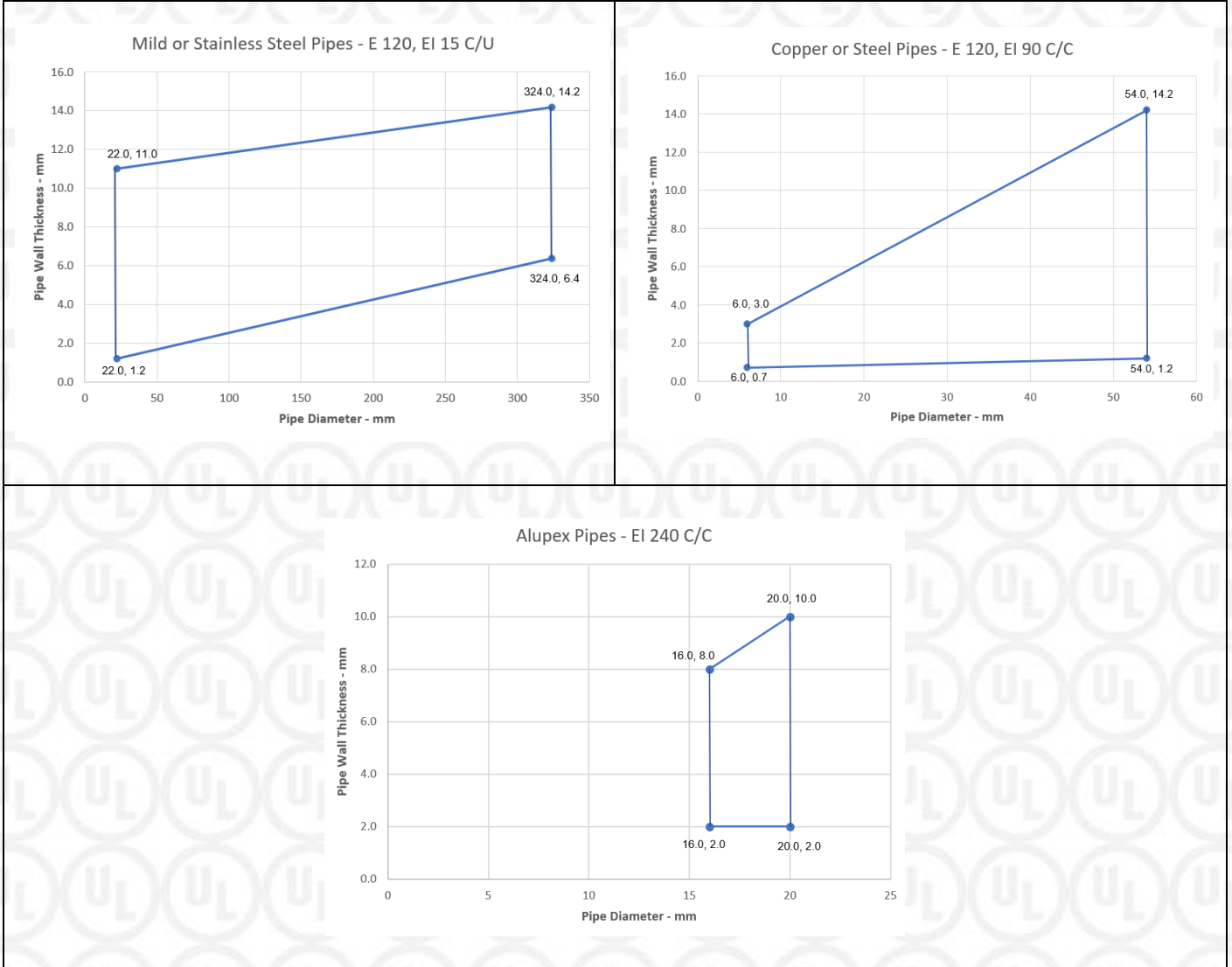
* Seal applied to top side of floor
 All pipe classifications are pipe end configuration C/C (C=Capped, C=Capped) Except Mild or Stainless Steel pipes which are C/U (C=Capped, U=Uncapped).

See below graphs for interpolated pipe sizes.



Appendix UL-EU CERTIFICATE

Certificate No. UL-EU-01053-CPR
Page 15/23
Date of Issue 2017-09-28



Appendix UL-EU CERTIFICATE

Certificate No. UL-EU-01053-CPR
 Page 16/23
 Date of Issue 2017-09-28

Protecta FR Putty: Single Sided** Service Penetration Seals in Floors						
Substrate	Minimum Substrate Thickness (mm)	Services (fitted at any position within the aperture)	Sealant Depth (mm)	Insulation (LI)	Fire Resistance (mins.)	
					E	EI
Mild or stainless steel pipes, with minimum 80 kg/m ³ density mineral wool insulation						
Concrete	150	Maximum 40 mm diameter*	15	Minimum 20 mm thick mineral wool 80 kg/m ³ , 500 mm long butted up to the floor on both faces	240	240
		41-324 mm diameter*	15	Minimum 30 mm thick mineral wool 80 kg/m ³ , 500 mm long butted up to the floor on both faces	240	60
ALUPEX pipe with minimum 80 kg/m ³ density mineral wool insulation						
Concrete	150	Maximum 16 mm diameter/2.25-8.0 mm wall*	15	Minimum 20 mm thick mineral wool 80 kg/m ³ , 500 mm long butted up to the wall on both faces	240	240
		Maximum 75 mm diameter/4.6-14.2 mm wall*	15	Minimum 30 mm thick mineral wool 80 kg/m ³ , 500 mm long butted up to the floor on both faces	240	240
Copper or steel pipe with minimum 75 kg/m ³ density glass or mineral wool insulation						
Concrete	150	Maximum 12 mm diameter/0.7-14.2 mm wall*	15	Minimum 20 mm thick glass or mineral wool 75 kg/m ³ , 500 mm long butted up to the floor on both faces	240	240
		Maximum 54 mm diameter/1.2-14.2 mm wall*	15		180	120

LI = Local Interrupted

All pipe classifications are pipe end configuration C/U (C=Capped, U=Uncapped) Except Copper or Steel and ALUPEX pipes which are C/C (C=Capped, C=Capped).

Maximum annular space 10 mm (a1) and minimum separation between penetration seals 30 mm (a2).

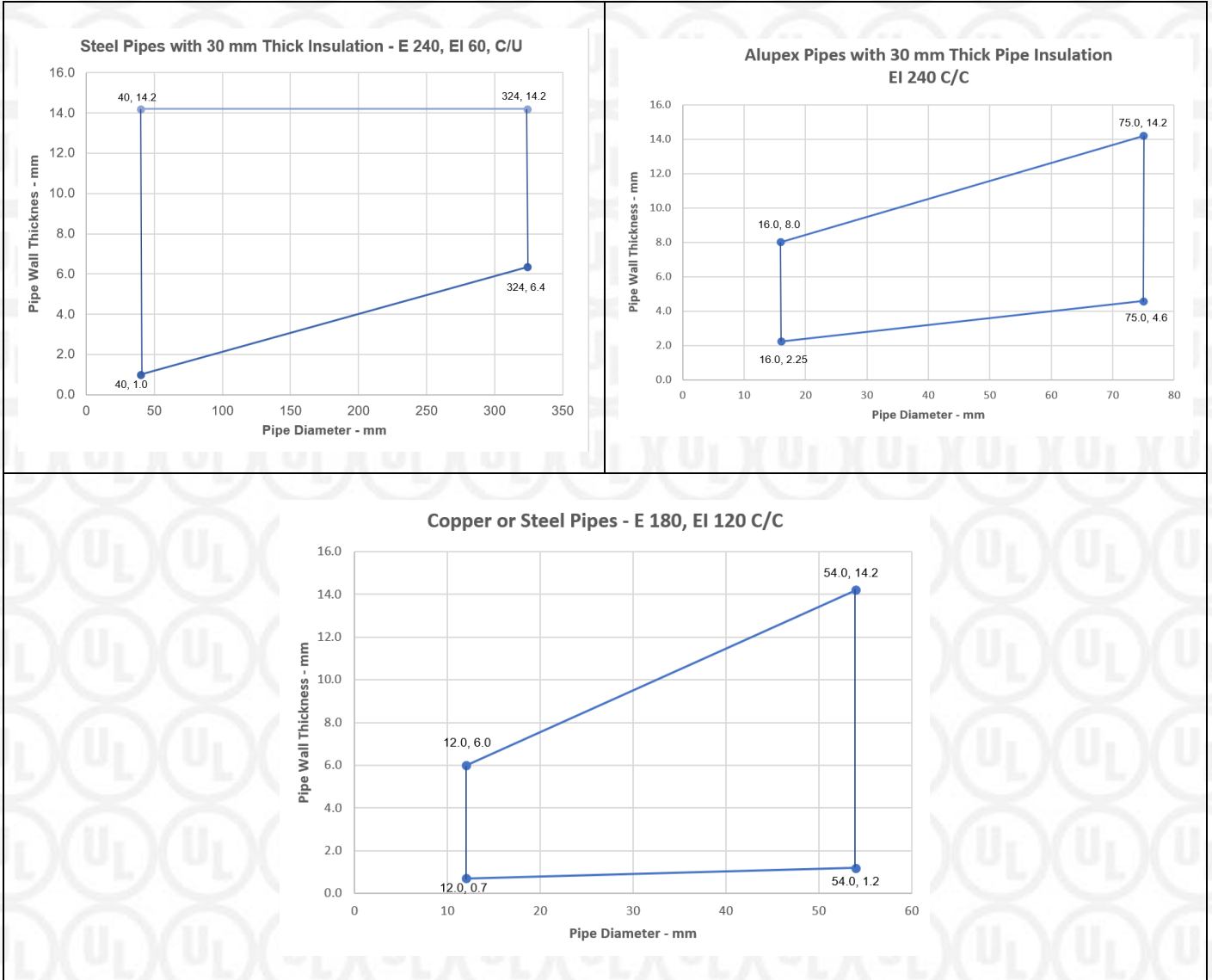
*See below graphs for interpolated pipe sizes.

** Seal applied to top side of the floor



Appendix UL-EU CERTIFICATE

Certificate No. UL-EU-01053-CPR
Page 17/23
Date of Issue 2017-09-28



Appendix UL-EU CERTIFICATE

Certificate No. UL-EU-01053-CPR
 Page 18/23
 Date of Issue 2017-09-28

Protecta FR Putty: Single Sided** Service Penetration Seals in Floors						
Substrate	Minimum Substrate Thickness (mm)	Services (fitted at any position within the aperture)	Sealant Depth (mm)	Insulation (CS)	Fire Resistance (mins.)	
					E	EI
Mild or stainless steel pipes, with minimum 80 kg/m ³ density mineral wool insulation						
Concrete	150	Maximum 40 mm diameter/1.0-14.2 mm wall	15	Minimum 20 mm thick mineral wool 80 kg/m ³	240	240
		Maximum 324 mm diameter*	15	30-80 mm thick mineral wool 80 kg/m ³	240	240
Copper or steel pipe, with minimum 80 kg/m ³ density mineral wool insulation						
Concrete	150	Maximum 12 mm diameter/0.7-6.0 mm wall	15	Minimum 20 mm thick mineral wool 80 kg/m ³	240	240
		Maximum 54 mm diameter/1.2-14.2 mm wall,	15	30-80 mm thick mineral wool 80 kg/m ³	240	240
ALUPEX pipe with minimum 80 kg/m ³ density mineral wool insulation						
Concrete	150	Maximum 16 mm diameter/2.25-8.0 mm wall*	15	Minimum 20 mm thick mineral wool 80 kg/m ³	240	240
		Maximum 75 mm diameter/4.6-14.2 mm wall*	15	30-80 mm thick mineral wool 80 kg/m ³	240	240

CS = Continuous Sustained

All pipe classifications are pipe end configuration C/U (C=Capped, U=Uncapped) Except Copper or Steel and ALUPEX pipes which are C/C (C=Capped, C=Capped).

Maximum annular space 10 mm (a1) and minimum separation between penetration seals 30 mm (a2).

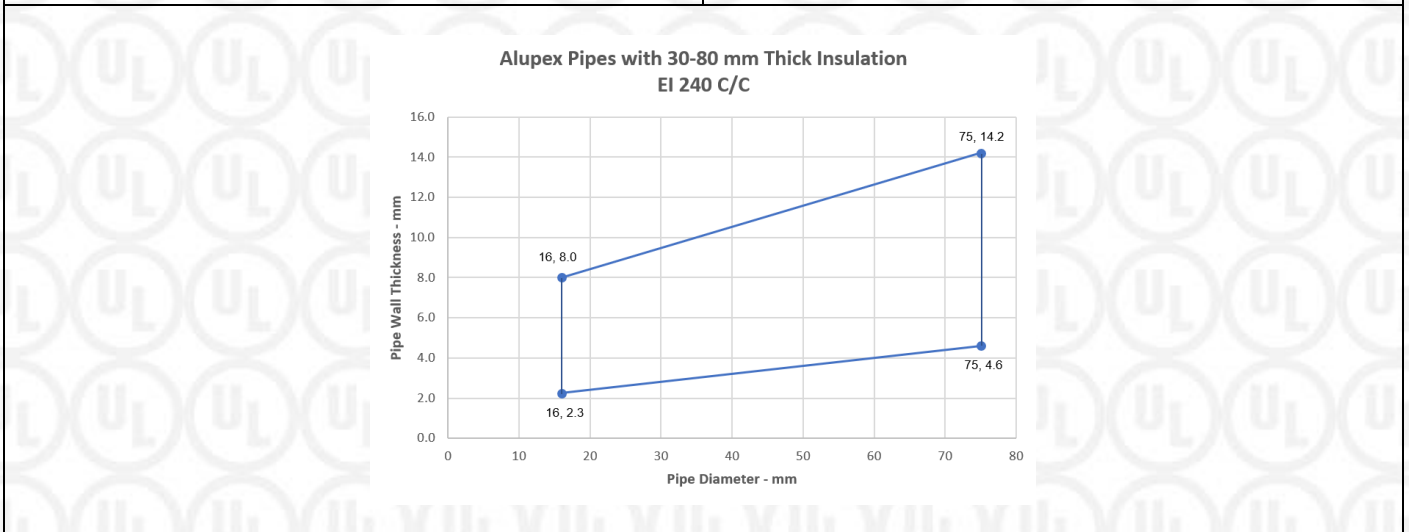
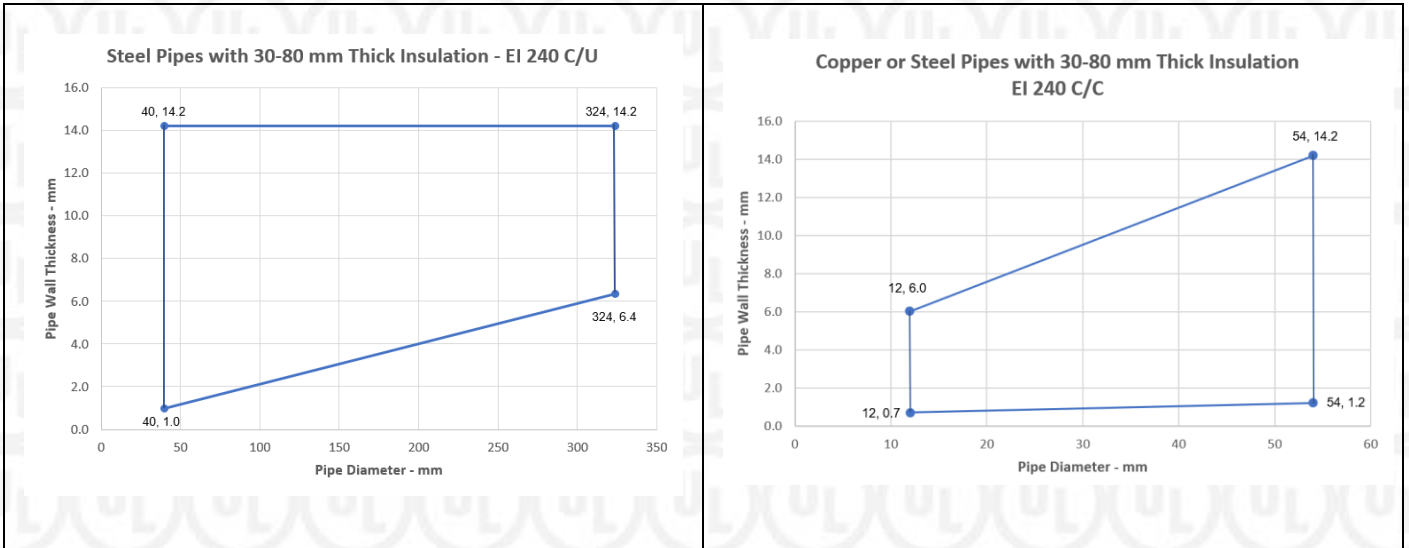
*See below graphs for interpolated pipe sizes.

** Seal applied to top side of the floor



Appendix UL-EU CERTIFICATE

Certificate No. UL-EU-01053-CPR
Page 19/23
Date of Issue 2017-09-28



Appendix UL-EU CERTIFICATE

Certificate No. UL-EU-01053-CPR
 Page 20/23
 Date of Issue 2017-09-28

Protecta FR Putty: Single Sided** Service Penetration Seals in Floors						
Substrate	Minimum Substrate Thickness (mm)	Services (fitted at any position within the aperture)	Sealant Depth (mm)	Insulation (CS)	Fire Resistance (mins.)	
					E	EI
Copper or steel pipe, with minimum 75 kg/m ³ density glass wool insulation						
Concrete	150	Maximum 12 mm diameter/0.7-6.0 mm wall*	15	Minimum 20 mm thick glass wool 75 kg/m ³	240	90
		Maximum 54 mm diameter/1.2-14.2 mm wall*	15	20-40 mm thick glass wool 75 kg/m ³	90	90
ALUPEX pipe with minimum 75 kg/m ³ density glass wool insulation						
Concrete	150	Maximum 16 mm diameter/2.25-8.0 mm wall*	15	Minimum 20 mm thick glass wool 75 kg/m ³	120	120
		Maximum 75 mm diameter/4.6-14.2 mm wall*	15	20-50 mm thick glass wool 75 kg/m ³	120	120

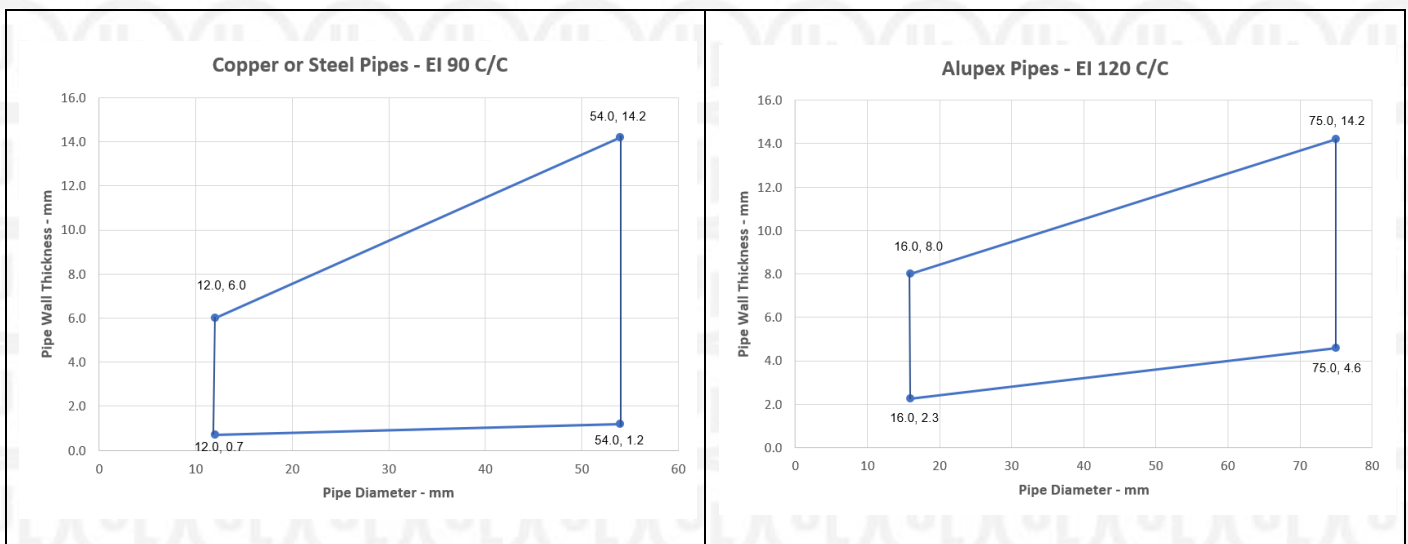
CS = Continuous Sustained

All pipe classifications are pipe end configuration C/C (C=Capped, C=Capped).

Maximum annular space 10 mm (a1) and minimum separation between penetration seals 30 mm (a2).

*See below graphs for interpolated pipe sizes.

** Seal applied to top side of the floor



Appendix UL-EU CERTIFICATE

Certificate No. UL-EU-01053-CPR
 Page 21/23
 Date of Issue 2017-09-28

Protecta FR Putty: Double Sided** Service Penetration Seals in Floors					
Substrate	Minimum Substrate Thickness (mm)	Services (fitted at any position within the aperture)	Sealant Depth (mm)	Fire Resistance (mins.)	
				E	EI
Concrete	150	Cables up to 21 mm diameter, in a bundle up to 50 mm diameter*	15	240	240
Copper or steel pipes					
Concrete	150	Maximum 10 mm diameter/0.7-14.2 mm wall	15	240	180

All pipe classifications are pipe end configuration C/C (C=Capped, C=Capped).

Maximum annular space 10 mm (a1) and minimum separation between penetration seals 30 mm (a2).

* Cable specification from EN 1366-3 standard cable configuration

** Seal applied to both sides of the floor

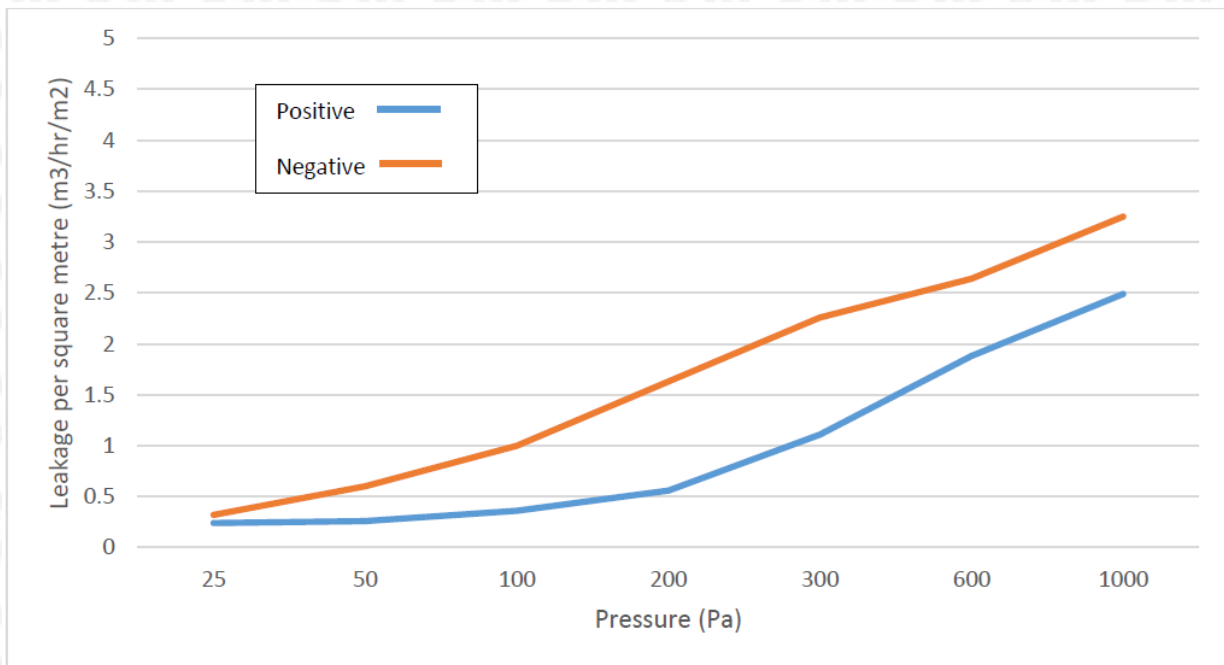


Appendix UL-EU CERTIFICATE

Certificate No. UL-EU-01053-CPR
 Page 22/23
 Date of Issue 2017-09-28

Protecta FR Putty Cord: Air permeability performance according to BS EN 1026: 2016

Product tested	Protecta FR Putty Cord around 48mm electrical cable in 58mm hole		
	Summary of testing procedure		Result
	Pressure (Pa)	Leakage (m ³ /h)	Leakage (m ³ /m ² /h)
Results under negative chamber pressure	25	0.32	N/A
	50	0.60	N/A
	100	1.00	N/A
	200	1.63	N/A
	300	2.26	N/A
	600	2.64	N/A
	1000	3.25	N/A
Results under positive chamber pressure	25	0.24	N/A
	50	0.26	N/A
	100	0.36	N/A
	200	0.56	N/A
	300	1.11	N/A
	600	1.88	N/A
	1000	2.49	N/A



Appendix UL-EU Certificate

Certification Mark	UL-EU mark
Certificate No.	UL-EU-01053-CPR
Page	23/23
Date of Issue	2017-09-28

The UL-EU Mark, as displayed below, shall appear on certified products only. Minimum size is not specified, as long as the Mark is legible. The following is suggested.



The minimum height of the registered trademark symbol ® shall be 1 mm. When the overall diameter of the UL-EU Mark is less than 9.5 mm, the trademark symbol may be omitted if it is not legible to the naked eye.

The UL-EU Mark may appear on a label, nameplate, or may be cast, stamped or molded into the product. When appearing on a label or nameplate, the Manufacturer's name or trademark along with a model number are also required on that same label or nameplate. If cast, stamped or molded, the Manufacturer's name or trademark and model number shall also appear elsewhere on the product.

All content shall be in accordance with the details provided on this UL-EU Certificate.

PROCUREMENT

The Production site may reproduce the Mark or obtain it from a UL authorized supplier. The list of UL authorized suppliers can be found on UL's online directory at www.ul.com.

